

Paediatric Respiratory Pathogen Report

Week 48, 28th November – 4th December 2022

- PathWest detected 16 cases of RSV in paediatric patients this week. Proportion positive is similar to levels historically observed at this time of year.
- Other common respiratory viruses detected in paediatric patients this week were SARS-CoV-2 (70 cases), adenovirus (56 cases), hMPV (29 cases) and rhinovirus (19 cases).
- Influenza cases and proportion positive in paediatric patients remained low this week.

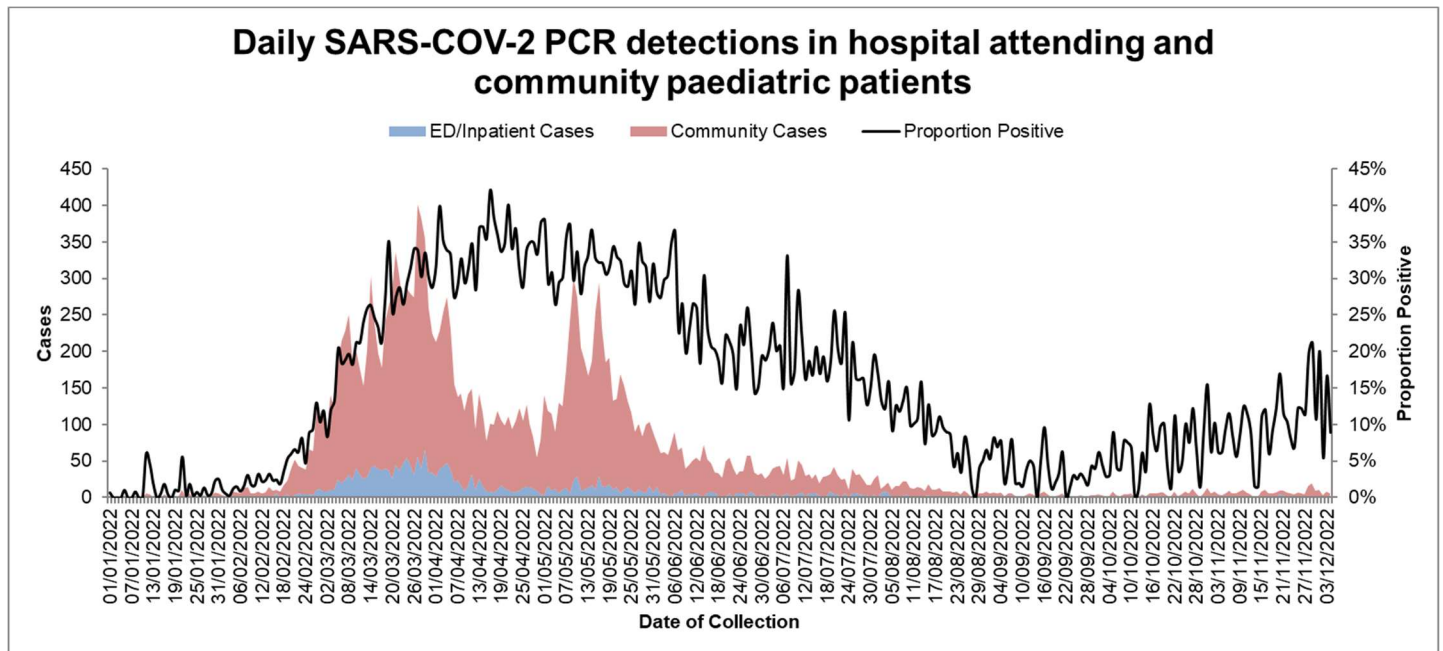


Figure 1: Daily SARS-CoV-2 detections in hospital attending patients and community paediatric patients. Data is for PCR samples tested by PathWest only.

SARS-CoV-2 PCR cases and proportion positive in paediatric patients is trending upwards.

Data is representative of all patients attending a hospital (public or private) in Western Australia, for which a respiratory sample was collected and tested at a PathWest laboratory.

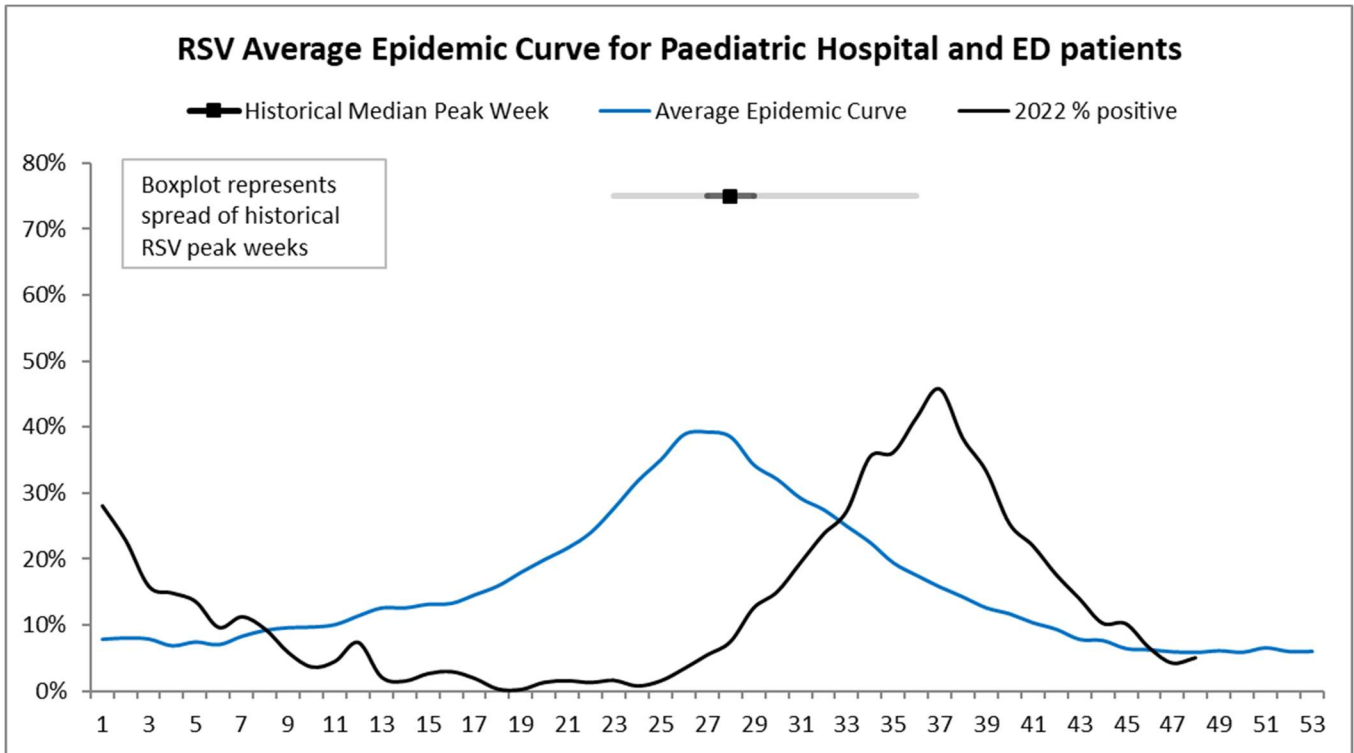


Figure 2: The current season plotted against the Paediatric RSV Average Epidemic Curve. The average epidemic curve was constructed by averaging all seasons measured at PathWest QE2 from 2007-2019. Data represents all WA hospitalised and ED paediatric patients tested by PathWest.

PathWest detected 16 cases of RSV in paediatric patients. Proportion positive (5.0%) is similar to levels historically observed at this time of year.

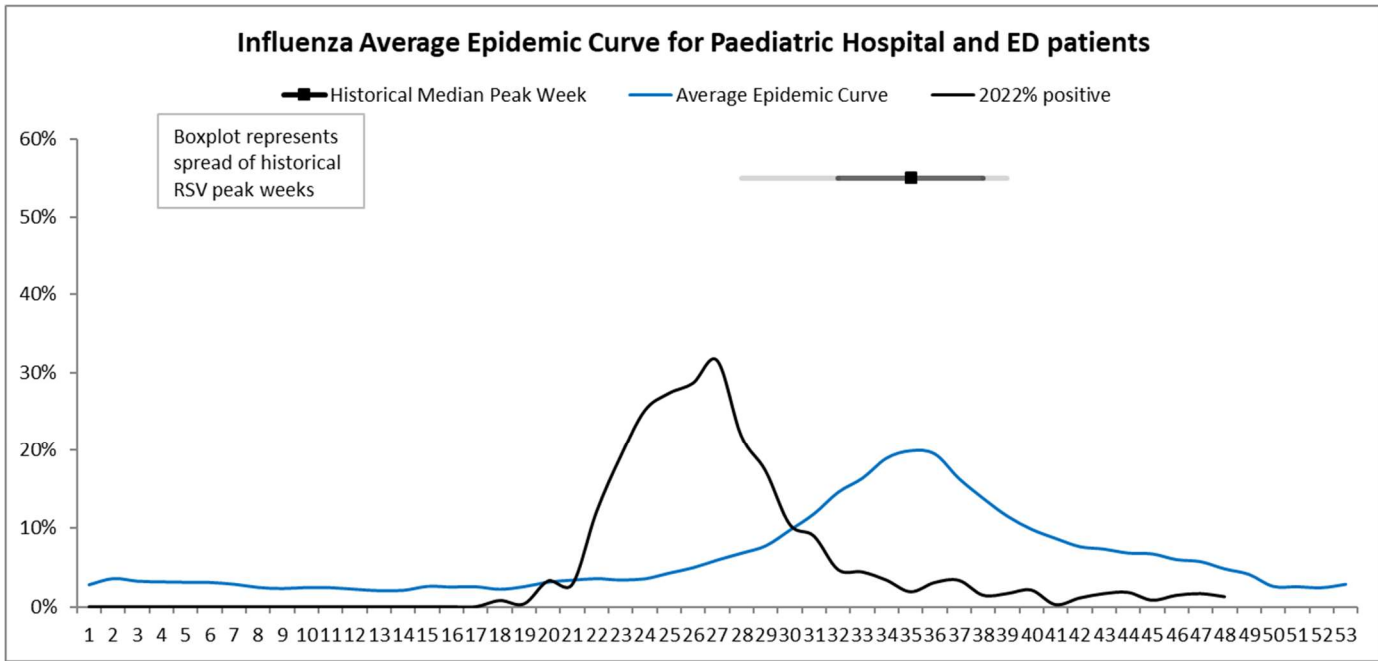


Figure 3: The current season plotted against the Paediatric Influenza Average Epidemic Curve. The average epidemic curve was constructed by averaging all seasons measured at PathWest QE2 from 2007-2019. Data represents all WA hospitalised and ED paediatric patients tested by PathWest.

Influenza proportion positive (1.3%) remained low this week and is below levels historically observed at this time of year.

Data is representative of all patients attending a hospital (public or private) in Western Australia, for which a respiratory sample was collected and tested at a PathWest laboratory.

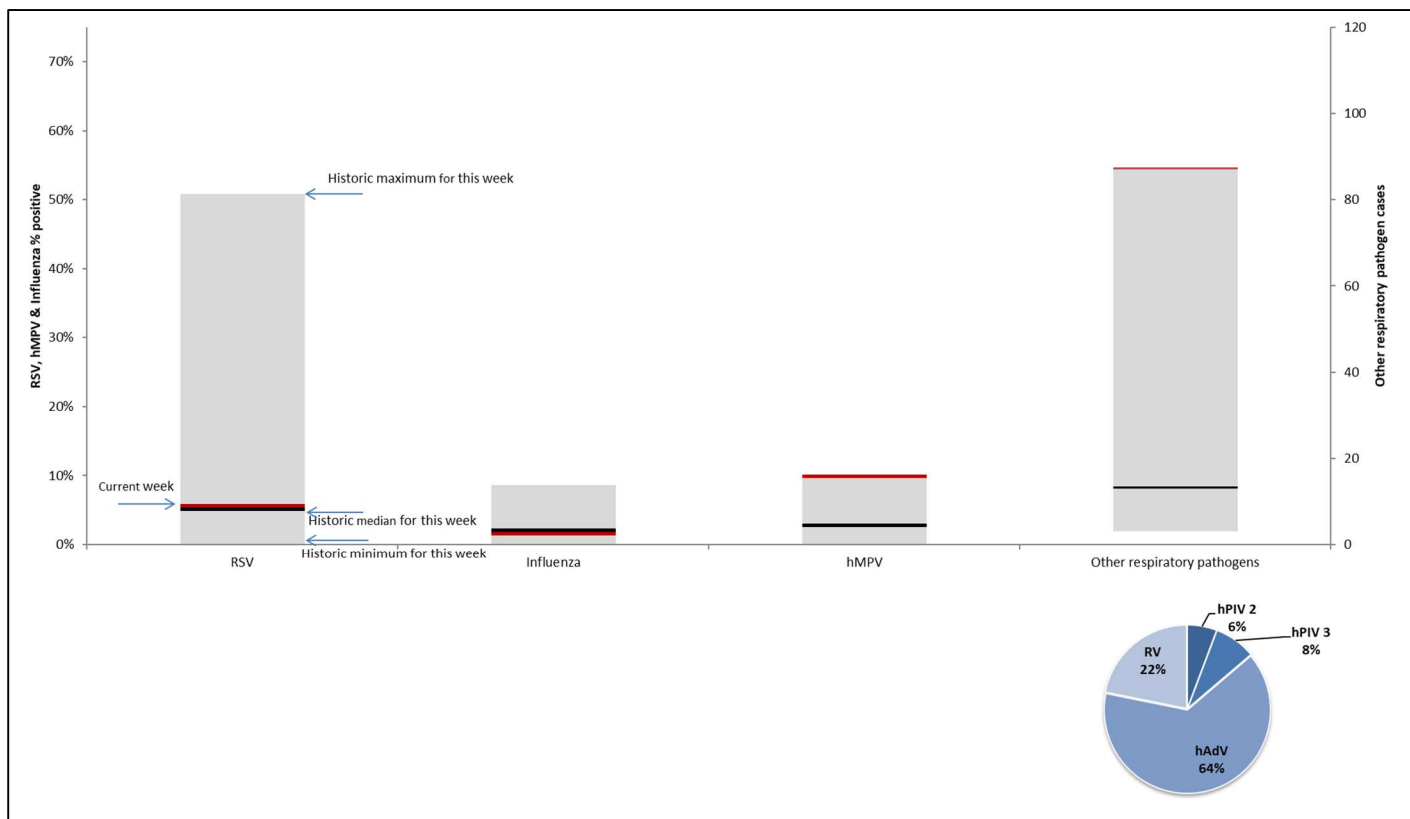


Figure 4: Proportion positive (RSV & influenza) or cases (other respiratory pathogens) for the current week (red line) plotted against the historic range (grey box) and median (black line) for this week. Pie charts represent the breakdown of influenza subtypes and the count of other respiratory pathogens. Data represents hospitalised and ED paediatric patients tested by PathWest. Historic data is for years 2007-2019. Please note: Due to the escalation of rapid PCR testing, the number influenza and RSV positive samples which do not receive a subtyping test has increased.

hMPV proportion positive (9.6%) was higher than the historical median (2.6%) this week. RSV (5.0%) and influenza (1.3%) proportion positive was similar to the historical median (4.9% and 1.8% respectively). Other respiratory virus detections were higher than the historic median for this week. These detections were predominantly adenovirus, rhinovirus and parainfluenza viruses. Testing for these viruses is currently higher than it has been in previous years.

Data is representative of all patients attending a hospital (public or private) in Western Australia, for which a respiratory sample was collected and tested at a PathWest laboratory.

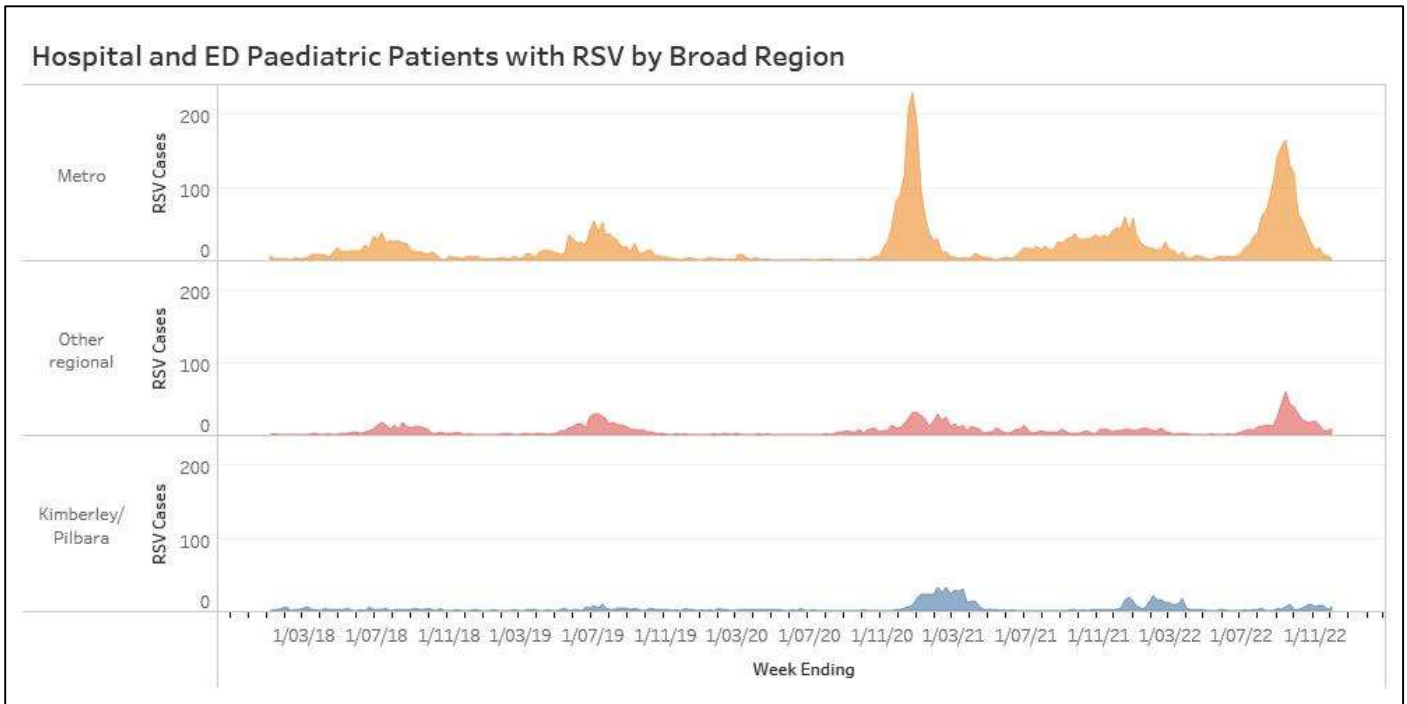


Figure 5: Hospital attending paediatric patients with RSV in Perth metropolitan region, in both Kimberley and Pilbara combined and in the remaining regions combined.

Of the 16 paediatric cases of RSV this week, two were from the Metro area. There was three from each of the Kimberley, Pilbara, Midwest and Southwest and two from the Great Southern.

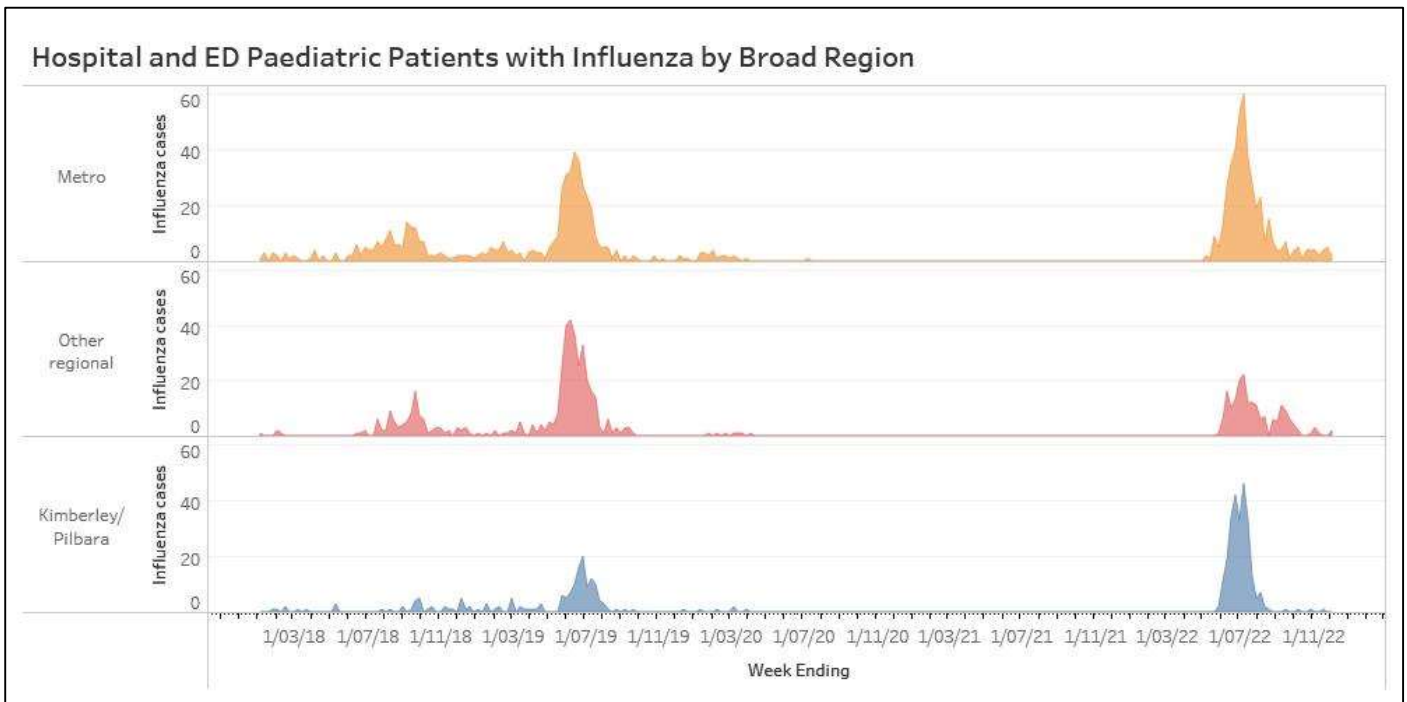


Figure 6: Hospital attending paediatric patients with influenza in Perth metropolitan region, in both Kimberley and Pilbara combined and in the remaining regions combined.

Of the 4 paediatric influenza cases this week, two were from the Metro area, one was from the Midwest and one was from the Great Southern.

Data is representative of all patients attending a hospital (public or private) in Western Australia, for which a respiratory sample was collected and tested at a PathWest laboratory.

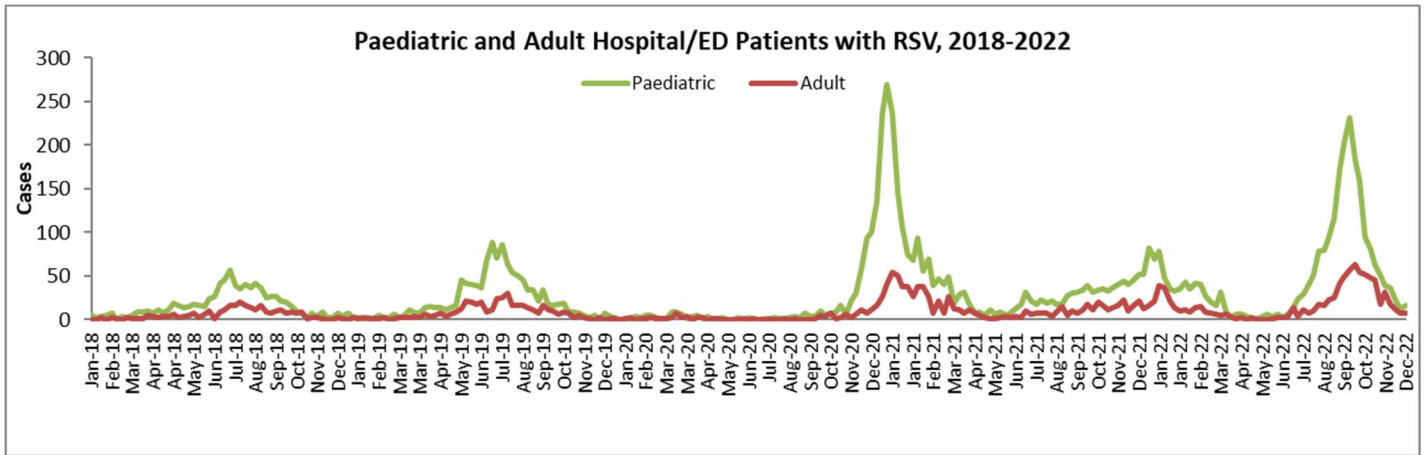


Figure 7: Paediatric and adult hospital attending patients with RSV, 2018-2022.

There were 16 children and 7 adults with RSV who attended a hospital.

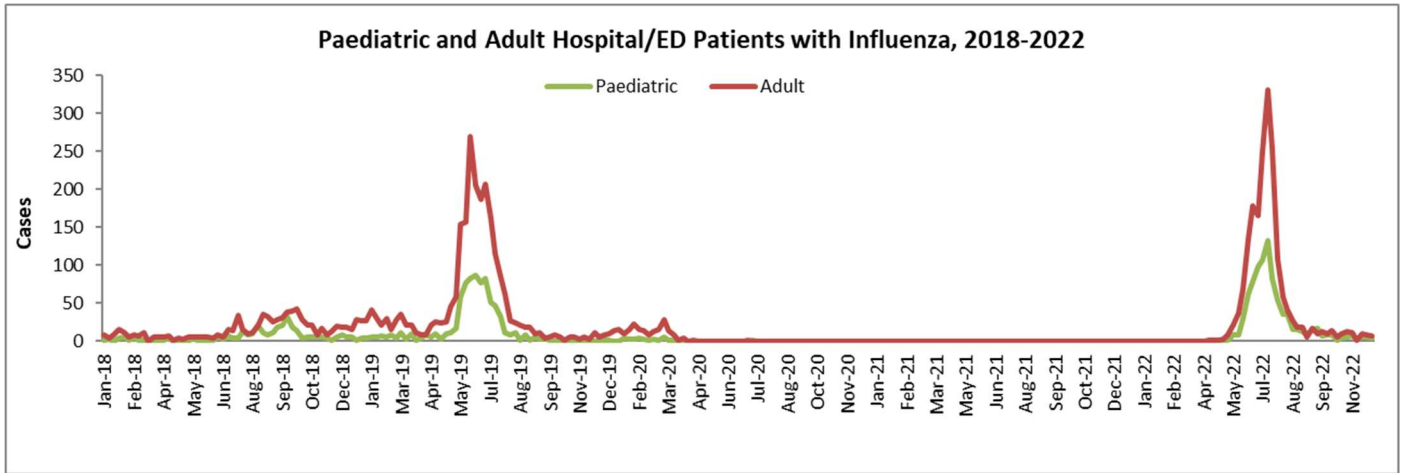


Figure 8: Paediatric and adult hospital attending patients with influenza, 2018-2022.

There were 4 children and 7 adults with influenza who attended a hospital.

Data is representative of all patients attending a hospital (public or private) in Western Australia, for which a respiratory sample was collected and tested at a PathWest laboratory.