

Paediatric Respiratory Pathogen Report

Week 34, 22nd August – 28th August 2022

- RSV proportion positive and cases in paediatric patients increased this week and is higher than historically observed at this time of year.
- Influenza cases and proportion positive in paediatric patients remained low this week.
- PathWest detected 18 paediatric influenza A cases this week. Of those assigned a subtype, 55% were influenza A/H1.
- The next most common respiratory viruses detected in paediatric patients this week were SARS-CoV-2 (34 cases) and adenovirus (30 cases).

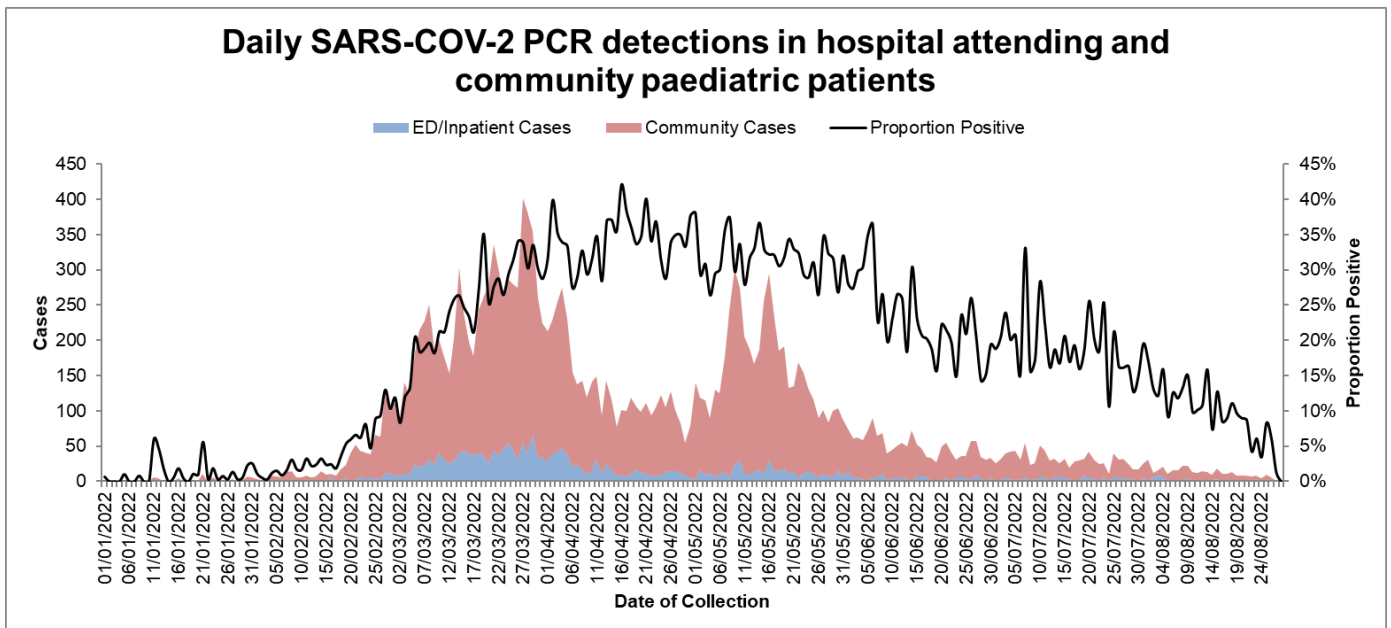


Figure 1: Daily SARS-CoV-2 detections in hospital attending patients and community paediatric patients. Data is for PCR samples tested by PathWest only.

SARS-CoV-2 PCR cases and proportion positive in paediatric cases is trending downwards.

Data is representative of all patients attending a hospital (public or private) in Western Australia, for which a respiratory sample was collected and tested at a PathWest laboratory.

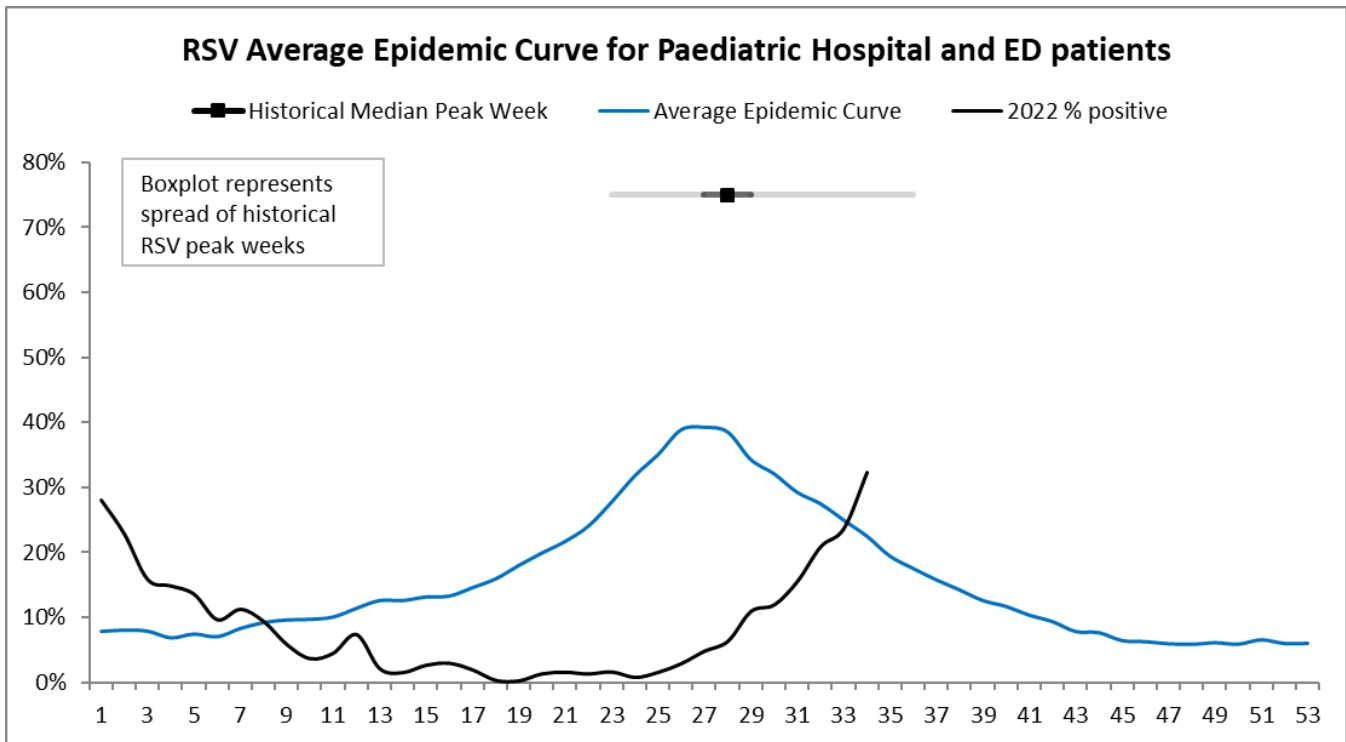


Figure 2: The current season plotted against the Paediatric RSV Average Epidemic Curve. The average epidemic curve was constructed by averaging all seasons measured at PathWest QE2 from 2007-2019. Data represents all WA hospitalised and ED paediatric patients tested by PathWest.

RSV proportion positive (32.3%) is increasing and is higher than historically observed at this time of year.

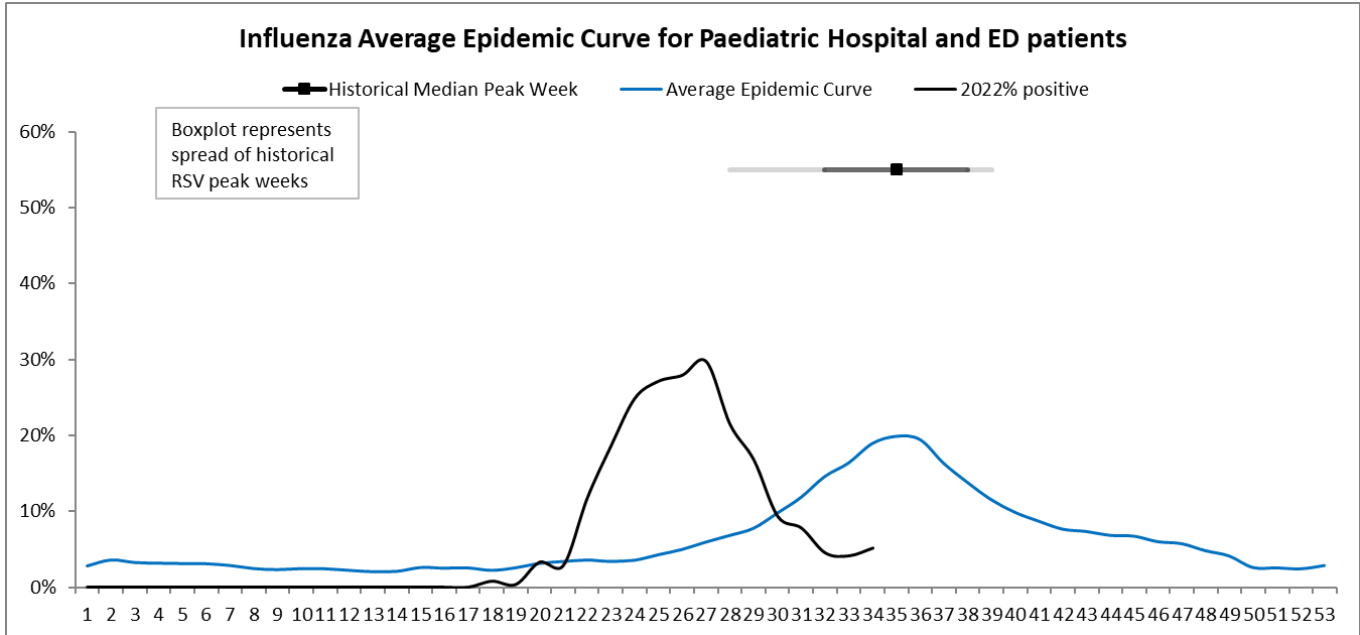


Figure 3: The current season plotted against the Paediatric Influenza Average Epidemic Curve. The average epidemic curve was constructed by averaging all seasons measured at PathWest QE2 from 2007-2019. Data represents all WA hospitalised and ED paediatric patients tested by PathWest.

Influenza proportion positive (5%) is below levels historically observed at this time of year.

Data is representative of all patients attending a hospital (public or private) in Western Australia, for which a respiratory sample was collected and tested at a PathWest laboratory.

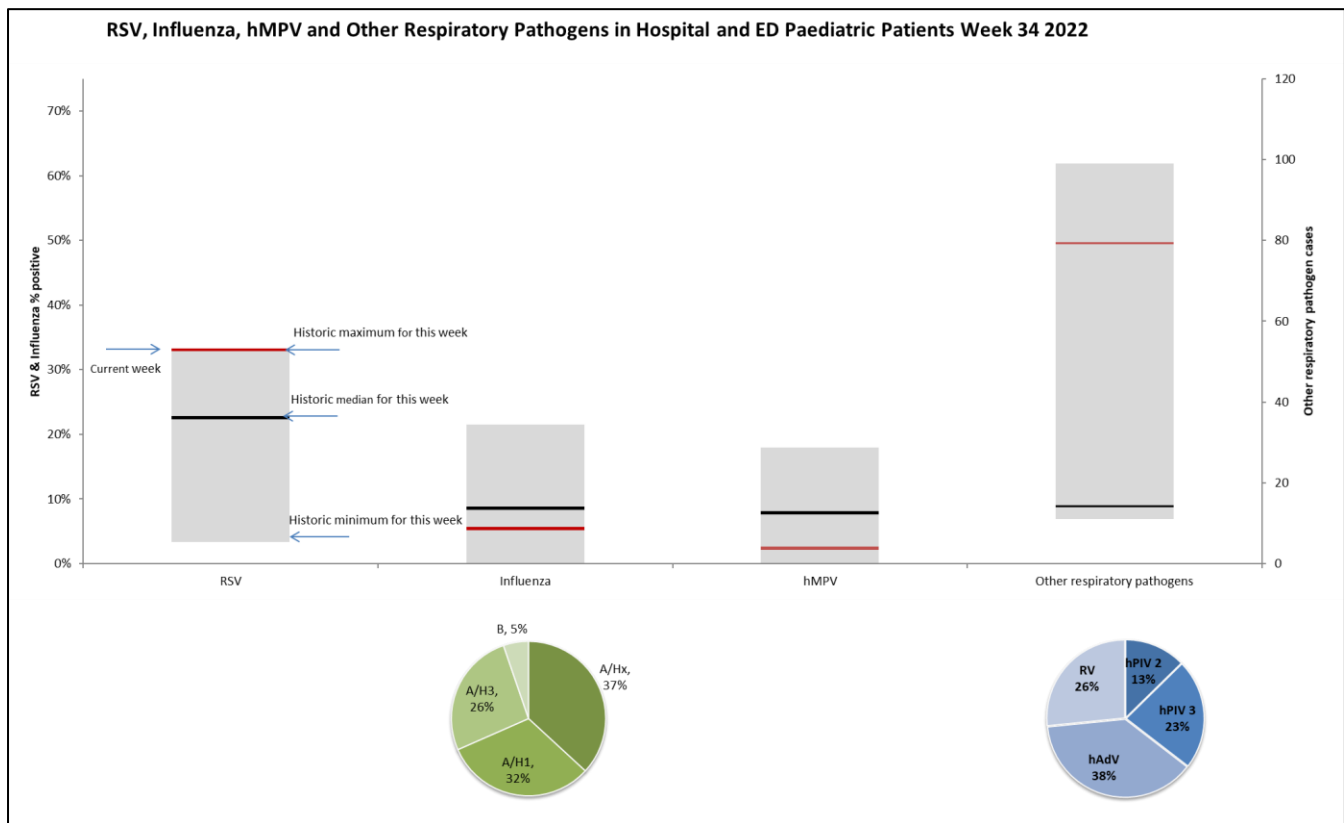


Figure 4: Proportion positive (RSV & influenza) or cases (other respiratory pathogens) for the current week (red line) plotted against the historic range (grey box) and median (black line) for this week. Pie charts represent the breakdown of influenza subtypes and the count of other respiratory pathogens. Data represents hospitalised and ED paediatric patients tested by PathWest. Historic data is for years 2007-2019. Please note: Due to the escalation of rapid PCR testing, the number influenza and RSV positive samples which do not receive a subtyping test has increased.

RSV proportion positive (32.8%) was higher than historic median (22.3%) for this week. Influenza proportion positive (5%) was below the historic median (8%). Other respiratory virus detections were higher than the historic median for this week. These detections were predominantly adenovirus, rhinovirus and parainfluenza viruses. Testing for these viruses is currently higher than it has been in previous years.

Data is representative of all patients attending a hospital (public or private) in Western Australia, for which a respiratory sample was collected and tested at a PathWest laboratory.

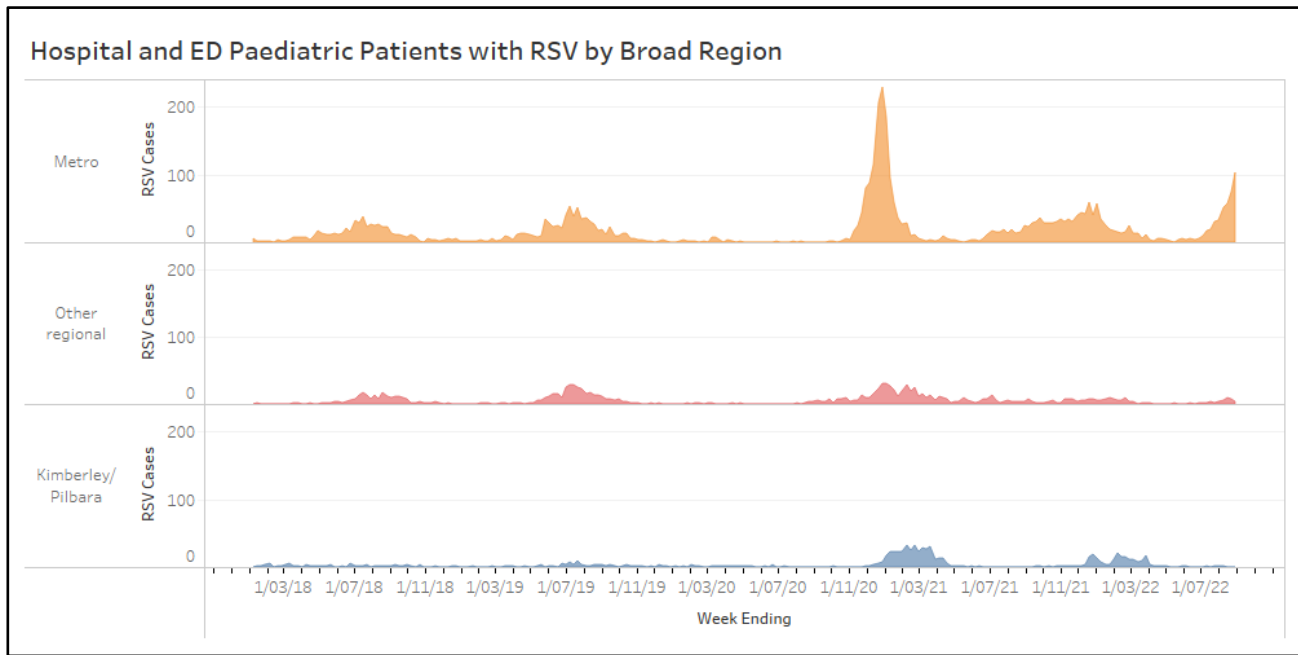


Figure 5: Hospital attending paediatric patients with RSV in Perth metropolitan region, in both Kimberley and Pilbara combined and in the remaining regions combined.

Of the 107 paediatric cases of RSV this week, 103 were from the Metro area, two from Great Southern, one each from the Southwest and Wheatbelt.

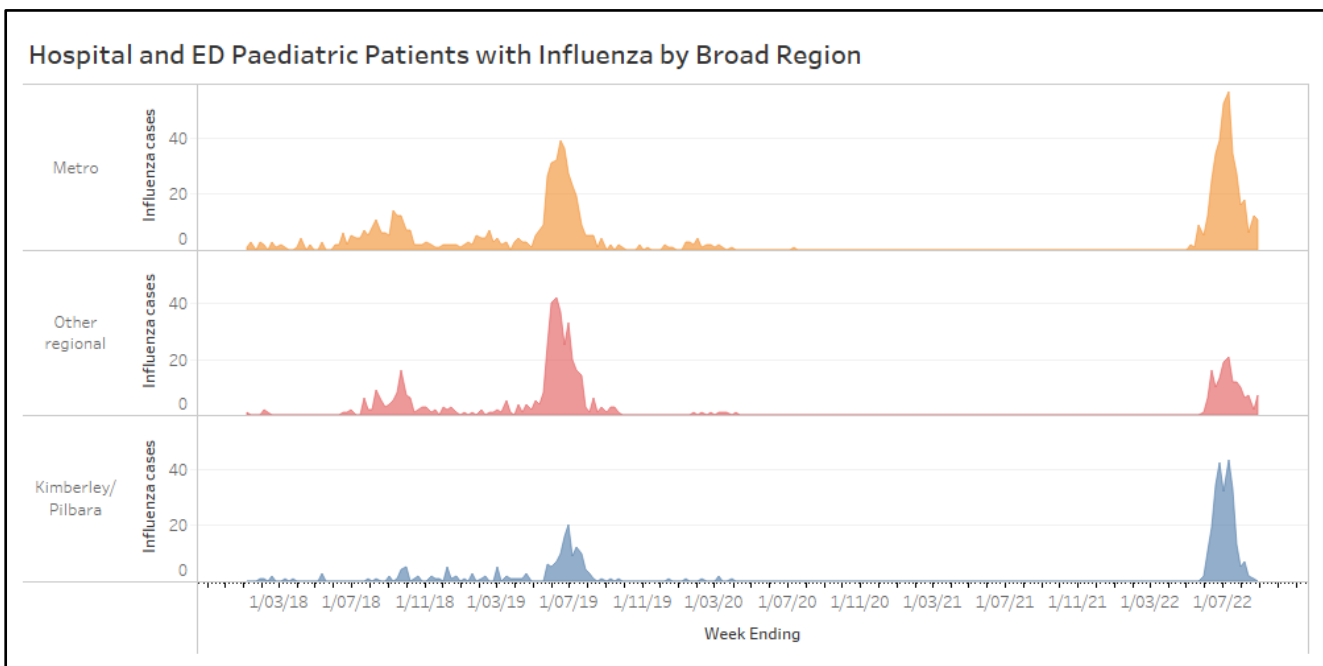


Figure 6: Hospital attending paediatric patients with influenza in Perth metropolitan region, in both Kimberley and Pilbara combined and in the remaining regions combined.

There were 18 paediatric cases of influenza this week, 11 were from the Metro area, three from the Midwest, two from the Southwest and one from each of the Goldfields and Great Southern.

Data is representative of all patients attending a hospital (public or private) in Western Australia, for which a respiratory sample was collected and tested at a PathWest laboratory.

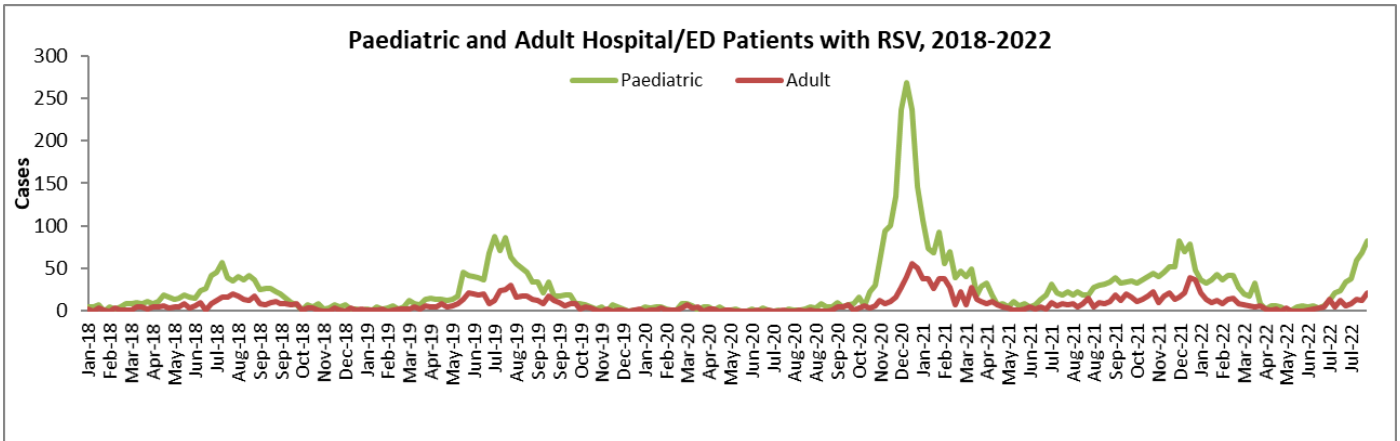


Figure 7: Paediatric and adult hospital attending patients with RSV, 2018-2022.

There were 107 children and 20 adults with RSV who attended a hospital.

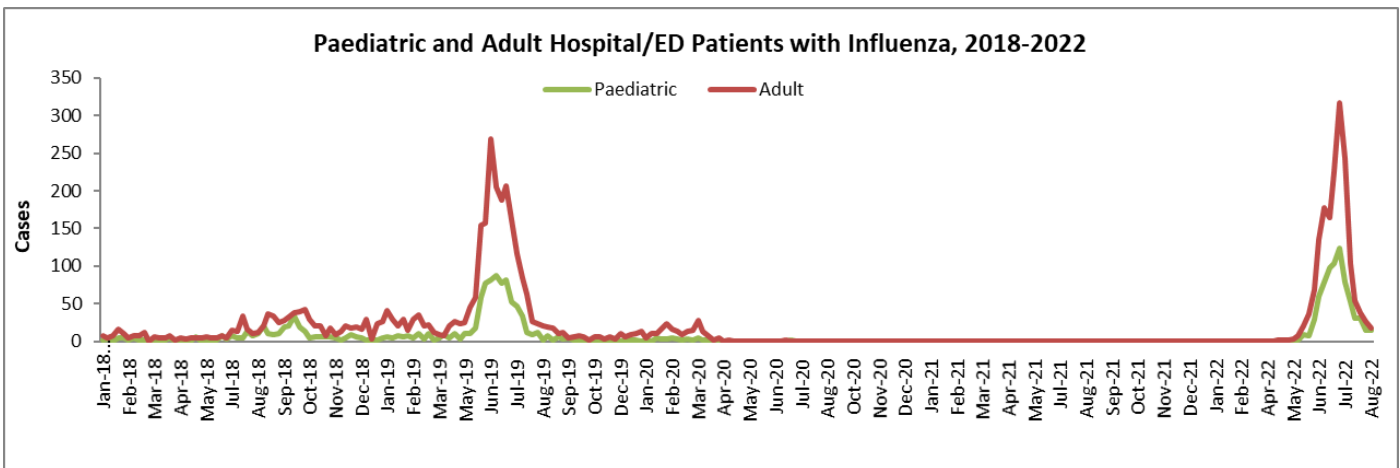


Figure 8: Paediatric and adult hospital attending patients with influenza, 2018-2022.

There were 19 children and 18 adults with influenza who attended a hospital.

Data is representative of all patients attending a hospital (public or private) in Western Australia, for which a respiratory sample was collected and tested at a PathWest laboratory.